



SL 473 RVS

SL 473 D RVS






SL 673 RVS

Most important features:

- 1 to 8 feed spaces, single and double sided
- Complete manufactured from high quality type 304 stainless steel
- Stainless steel trough raised from the floor – to allow for more effective cleaning
- The angle of the front of the trough allows the pig to stand close and eat in natural position
- Additional lower bar incorporated into feed space dividers to prevent piglets getting trapped
- Ingenious anti-spill rim, prevents feed spilling
- Anti-spill rim closes completely inside the trough for optimal hygiene and no stuck ear tags
- Constructed using very strong stainless steel rivets that will not work loose in the way that nuts and bolts do in the long term
- Slide adjustment for very accurate and easy adjustment. A slide adjustment saves time
- Heavy weight feeder designed for long life

Dryfeeder for piglets: SL model in 100% stainless steel. The 100% stainless steel VERBA Dryfeeder is ideal for all types of dry feed, including mixes with 35% CCM. The feeder is specially designed for animals weighing between 7 and 35 kg. The large bunker volume and the variety of models makes this dry feeder ideal for feeding any size group of animals from large to small. All feeders are also available in double versions. Guarantee: 7 Years on construction- and material faults.

Options: Mounting angles, stainless steel U-profiles, lid, spindle adjustment, CCM-slide, stud plate for under the feeder, drinkers

			FEED						ARTICLE
SL 173 RVS	Single	a-b-c-d	19 ltr	W 230 x D 300 x H 710	1	6	7-35 kg	A00-1081 RVS	
SL 273 RVS	Single	a-b-c-d	36 ltr	W 380 x D 300 x H 710	2	12	7-35 kg	A00-1083 RVS	
SL 373 RVS	Single	a-b-c-d	53 ltr	W 580 x D 300 x H 710	3	18	7-35 kg	A00-1085 RVS	
SL 473 RVS	Single	a-b-c-d	70 ltr	W 780 x D 300 x H 710	4	24	7-35 kg	A00-1087 RVS	
SL 573 RVS	Single	a-b-c-d	87 ltr	W 980 x D 300 x H 710	5	30	7-35 kg	A00-1089 RVS	
SL 673 RVS	Single	a-b-c-d	104 ltr	W 1180 x D 300 x H 710	6	36	7-35 kg	A00-1091 RVS	
SL 773 RVS	Single	a-b-c-d	121 ltr	W 1380 x D 300 x H 710	7	42	7-35 kg	A00-1093 RVS	
SL 873 RVS	Single	a-b-c-d	138 ltr	W 1580 x D 300 x H 710	8	48	7-35 kg	A00-1095 RVS	
SL 173 D RVS	Double	a-b-c-d	35 ltr	W 230 x D 500 x H 730	2 x 1	2 x 6	7-35 kg	A00-1121 RVS	
SL 273 D RVS	Double	a-b-c-d	67 ltr	W 380 x D 500 x H 730	2 x 2	2 x 12	7-35 kg	A00-1123 RVS	
SL 373 D RVS	Double	a-b-c-d	99 ltr	W 580 x D 500 x H 730	2 x 3	2 x 18	7-35 kg	A00-1125 RVS	
SL 473 D RVS	Double	a-b-c-d	131 ltr	W 780 x D 500 x H 730	2 x 4	2 x 24	7-35 kg	A00-1127 RVS	
SL 573 D RVS	Double	a-b-c-d	163 ltr	W 980 x D 500 x H 730	2 x 5	2 x 30	7-35 kg	A00-1129 RVS	
SL 673 D RVS	Double	a-b-c-d	195 ltr	W 1180 x D 500 x H 730	2 x 6	2 x 36	7-35 kg	A00-1131 RVS	
SL 773 D RVS	Double	a-b-c-d	227 ltr	W 1380 x D 500 x H 730	2 x 7	2 x 42	7-35 kg	A00-1133 RVS	
SL 873 D RVS	Double	a-b-c-d	259 ltr	W 1580 x D 500 x H 730	2 x 8	2 x 48	7-35 kg	A00-1135 RVS	

Feed: a= pellet, b= crumb, c= meal, d=meal mixed with max. 35% CCM and/or weat/barley

The number of animals specified for each feed dispenser is an indication only and can depend on genetics, feed type, mineral regulations, legislation

